




Angle Rotors (Ultra High Speed Centrifuge)

A1.5U-24 No.3 		Tube Capacity	1.5ml	2.0ml		Ultra 5.0 Max. RPM : 40,000 Max. RCF : 145,966 xg
		DIM. Ø x L mm	11 x 38	11 x 38		
Tube Type						
Adapter						
Tube per Rotor	24					
Max.RCF	145,966					
Radius(mm)	81.6					
Max. RPM	40,000 rpm					
Max. RCF	145,966 xg					
Radius	81.6 mm					
A10U-12 No.4 		Tube Capacity	10ml			Ultra 5.0 Max. RPM : 45,000 Max. RCF : 181,795 xg
		DIM. Ø x L mm	16 x 67			
Tube Type						
Adapter						
Tube per Rotor	12					
Max.RCF	181,795					
Radius(mm)	80.3					
Max. RPM	45,000 rpm					
Max. RCF	181,795 xg					
Radius	80.3 mm					
A13.5U-8 No.5 		Tube Capacity	13.5ml			Ultra 5.0 Max. RPM : 50,000 Max. RCF : 203,197 xg
		DIM. Ø x L mm	16.2 x 78			
Tube Type						
Adapter						
Tube per Rotor	8					
Max.RCF	203,197					
Radius(mm)	72.7					
Max. RPM	50,000 rpm					
Max. RCF	203,197 xg					
Radius	72.7 mm					
A13.5U-12 No.1 		Tube Capacity	13.5ml			Ultra 5.0 Max. RPM : 50,000 Max. RCF : 242,886 xg
		DIM. Ø x L mm	16.2 x 78			
Tube Type						
Adapter						
Tube per Rotor	12					
Max.RCF	242,886					
Radius(mm)	86.9					
Max. RPM	50,000 rpm					
Max. RCF	242,886 xg					
Radius	86.9 mm					
A38.5U-6 No.9 		Tube Capacity	38.5ml			Ultra 5.0 Max. RPM : 50,000 Max. RCF : 252,389 xg
		DIM. Ø x L mm	25 x 89			
Tube Type						
Adapter						
Tube per Rotor	6					
Max.RCF	252,389					
Radius(mm)	90.3					
Max. RPM	50,000 rpm					
Max. RCF	252,389 xg					
Radius	90.3 mm					
Type	Angle Rotor ∠40°C					
Type	Angle Rotor ∠26°C					
Type	Angle Rotor ∠26°C					
Type	Angle Rotor ∠26°C					
Type	Angle Rotor ∠29°C					

Angle Rotors (Ultra High Speed Centrifuge)

A38.5U-8 No.2 	T₁ Tube Capacity 38.5ml DIM. Ø x L mm 25 x 89				Ultra 5.0 Max. RPM : 50,000 Max. RCF 221,867 xg
	Tube Type  Adapter Tube per Rotor 8 Max.RCF 221,867 r_r Radius(mm) 98.0 b Boring f x L mm 25.8 x 92.3 C				
Type Angle Rotor ∠30°C Max. RPM 4! 50,000rpm Max. R(RCF) 221,867 xg Radius 98 mm					
A50U-8 No.6 	T₁ Tube Capacity 50ml DIM. Ø x L mm 28.8 x 107				Ultra 5.0 Max. RPM : 40,000 Max. RCF : 177,628 xg
	Tube Type  Adapter Tube per Rotor 8 Max.RCF 177,628 r_r Radius(mm) 99.3 b Boring f x L mm 29 x 100.5 C				
Type Angle Rotor ∠30°C Max. RPM 40,000 rpm Max. R(RCF) 177,628 xg Radius 99.3 mm					
A94U-6 No.7 	T₁ Tube Capacity 94ml DIM. Ø x L mm 38 x 102				Ultra 5.0 Max. RPM : 40,000 Max. RCF : 177,807 xg
	Tube Type  Adapter Tube per Rotor 6 Max.RCF 177,807 r_r Radius(mm) 99.4 b Boring f x L mm 38 x 100 C				
Type Angle Rotor ∠25°C Max. RPM 40,000 rpm Max. R(RCF) 177,807 xg Radius 99.4 mm					
A250U-6 No.8 	T₁ Tube Capacity 250ml DIM. Ø x L mm 60 x 125				Ultra 5.0 Max. RPM : 25,000 Max. RCF : 90,139 xg
	Tube Type  Adapter Tube per Rotor 6 Max.RCF 90,139 r_r Radius(mm) 129 b Boring f x L mm 60 x 101 C				
Type Angle Rotor ∠25°C Max. RPM 25,000 rpm Max. R(RCF) 90,139 xg Radius 129 mm					